



Agile Construction of Data Science DSLs (Tool Demo)

RUPRECHT-KARLS-
UNIVERSITÄT
HEIDELBERG

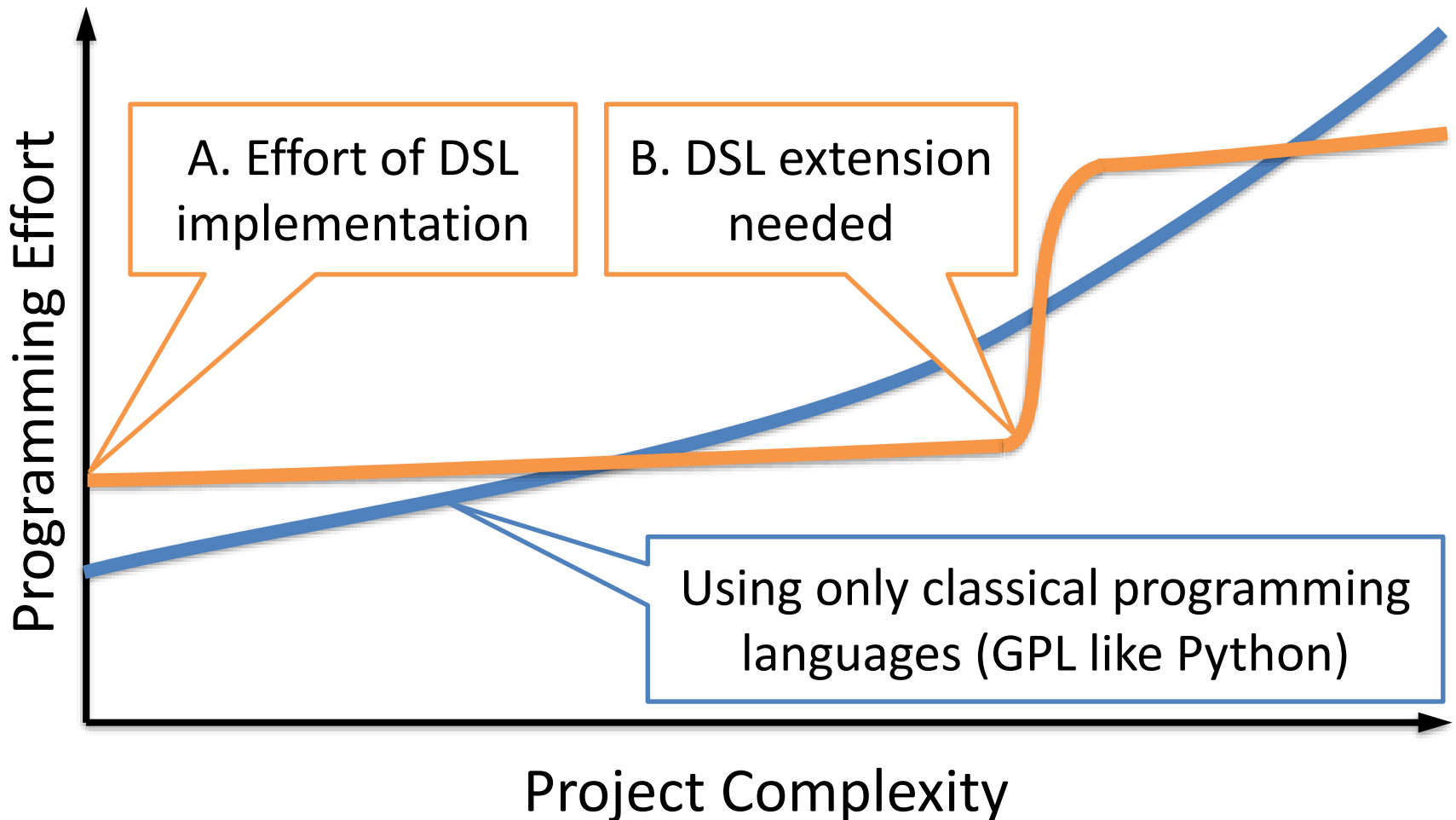


Artur Andrzejak, Kevin Kiefer,
Diego Costa, Oliver Wenz

Heidelberg University
<http://pvs.ifi.uni-heidelberg.de/>

DOMAIN SPECIFIC LANGUAGES: BLESSINGS AND CURSES

Disadvantages of (External) DSLs



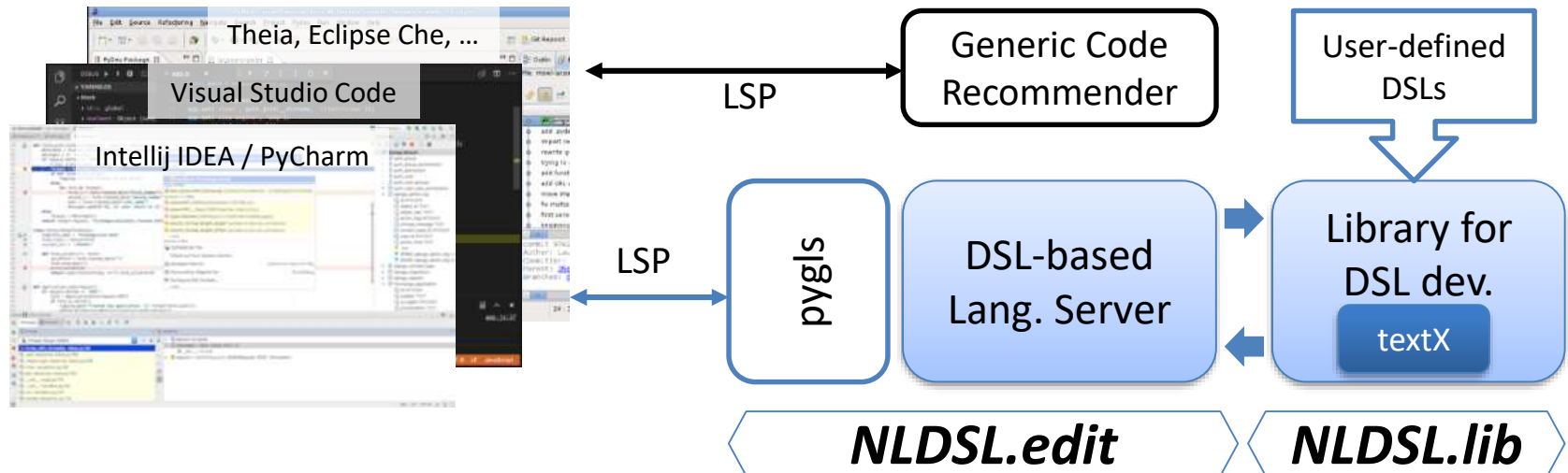
Ideal DSL Engineering

Solution Postulates:

- A. Low initial “price” for implementing a DSL
- B. No extra overhead for tasks outside DSLs
- C. Integration with existing code base
- D. Support for common IDEs / editors

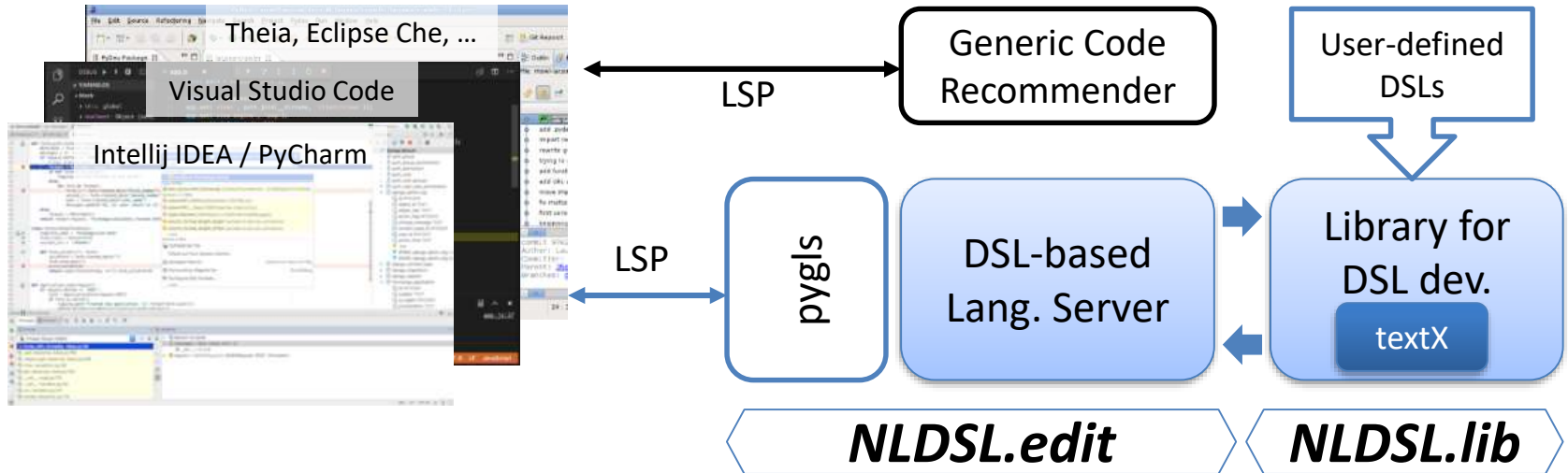
TOOL NLDSL: KEY CONCEPTS

Tool NLDSL: Overall Architecture



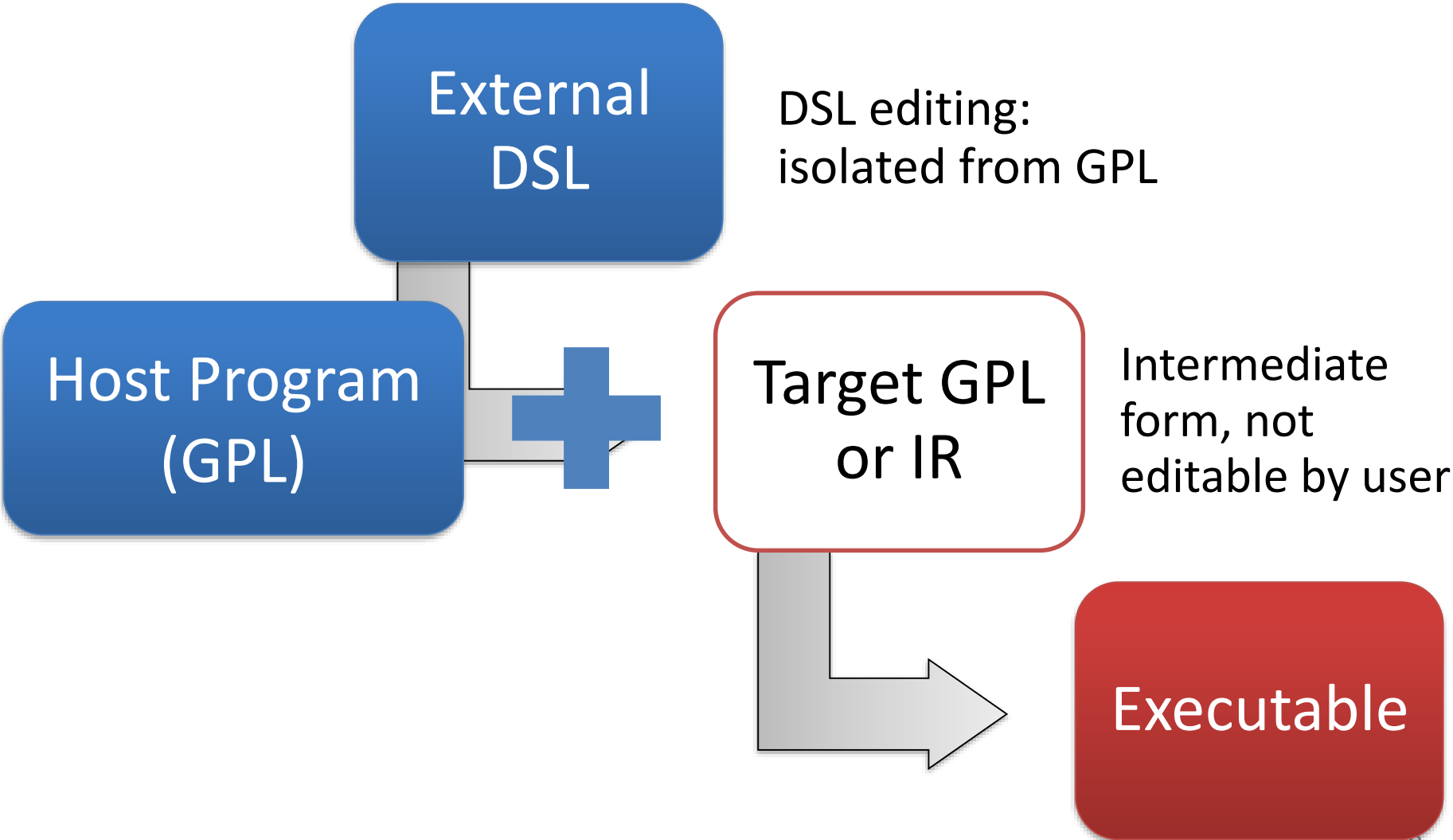
- Our tool NLDSL consists of:
- A library *.lib for implementing pipeline-oriented DSLs
- An environment *.edit for DSL editing and in-editor code generation for IDEs supporting LSP

D. Support for common IDEs / editors



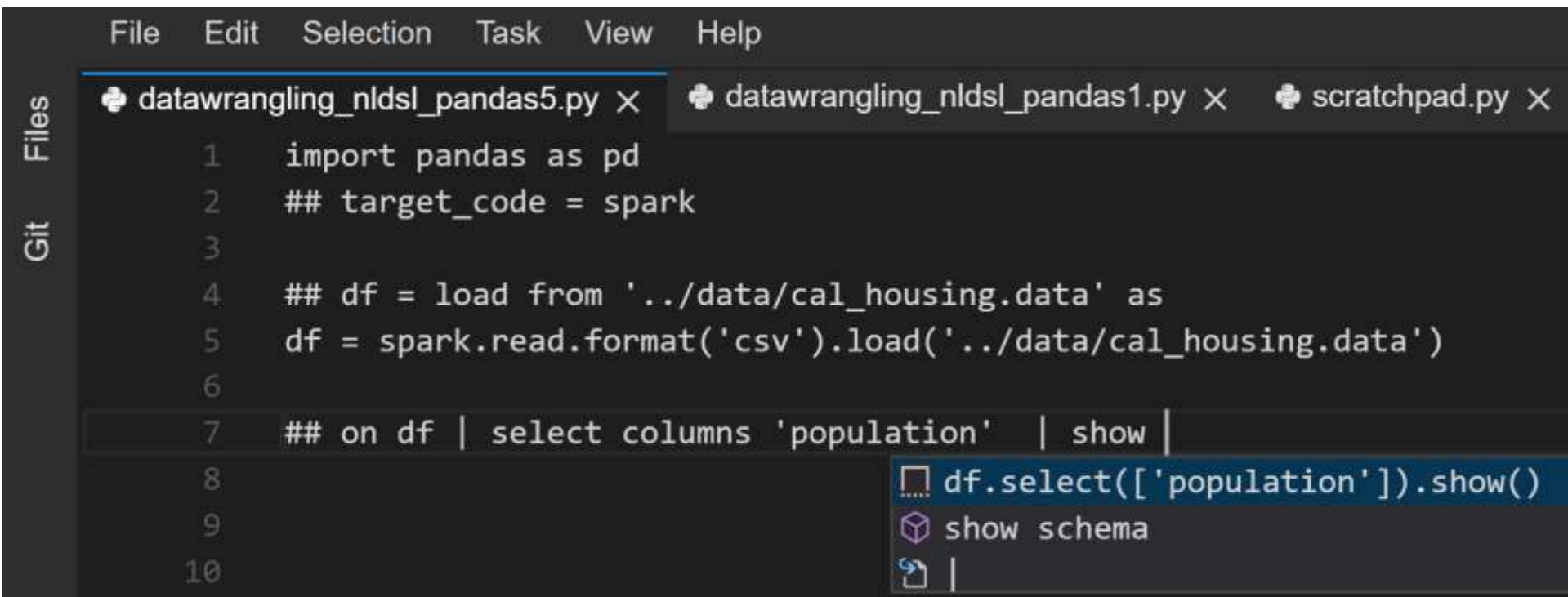
- Our tool uses a **Language Server Protocol (LSP)**
 - Separates editor “frontend” from services (completion, lint, ...)

Development Phases with External DSLs



B: No Overhead for Tasks Outside DSLs

- GPL code is generated **on-demand during editing**
- User enters DSL code in comments, assisted by editor



The screenshot shows a code editor with a dark theme. The menu bar includes 'File', 'Edit', 'Selection', 'Task', 'View', and 'Help'. The file explorer on the left shows 'Files' and 'Git'. The editor has three tabs: 'datawrangling_nldsl_pandas5.py', 'datawrangling_nldsl_pandas1.py', and 'scratchpad.py'. The code in the active tab is as follows:

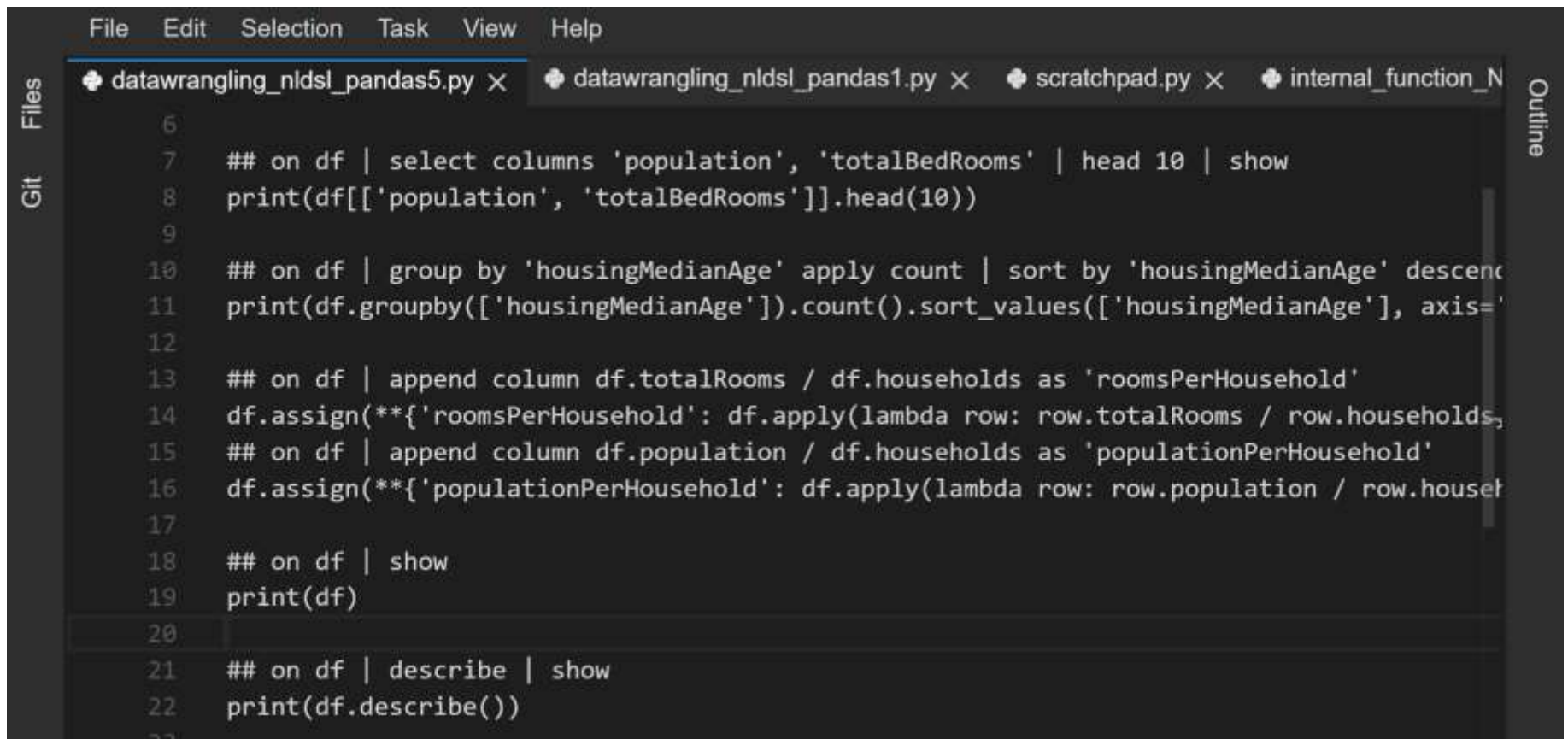
```
1 import pandas as pd
2 ## target_code = spark
3
4 ## df = load from '../data/cal_housing.data' as
5 df = spark.read.format('csv').load('../data/cal_housing.data')
6
7 ## on df | select columns 'population' | show |
8
9
10
```

A suggestion popup is visible at the bottom right, showing three options:

- `df.select(['population']).show()`
- `show schema`
- `|`

C. Integration with existing code base

- Final code is pure GPL (Python) code
- DSL in comments only, no dependencies on tool/DSL



The image shows a screenshot of a code editor with a dark theme. The editor has a menu bar at the top with 'File', 'Edit', 'Selection', 'Task', 'View', and 'Help'. Below the menu bar, there are four tabs: 'datawrangling_nldsl_pandas5.py', 'datawrangling_nldsl_pandas1.py', 'scratchpad.py', and 'internal_function_N'. The main editor area contains Python code with DSL comments. The code is as follows:

```
6
7  ## on df | select columns 'population', 'totalBedRooms' | head 10 | show
8  print(df[['population', 'totalBedRooms']].head(10))
9
10 ## on df | group by 'housingMedianAge' apply count | sort by 'housingMedianAge' descenc
11 print(df.groupby(['housingMedianAge']).count().sort_values(['housingMedianAge'], axis='
12
13 ## on df | append column df.totalRooms / df.households as 'roomsPerHousehold'
14 df.assign(**{'roomsPerHousehold': df.apply(lambda row: row.totalRooms / row.households,
15 ## on df | append column df.population / df.households as 'populationPerHousehold'
16 df.assign(**{'populationPerHousehold': df.apply(lambda row: row.population / row.house
17
18 ## on df | show
19 print(df)
20
21 ## on df | describe | show
22 print(df.describe())
23
```

On the left side of the editor, there are vertical labels 'Git' and 'Files'. On the right side, there is a vertical label 'Outline'.

A. Low Effort for Implementing a DSL

- We created a framework for fast creation of families of DSLs (not only for data science)
- DSL families: syntax based on [fluent API](#)

Two ways of implementing/extending DSL

- 1. Fast creation/updates of core DSL operations
- 2. Instant extensions during editing by DSL users

A. Low Effort for Implementing a DSL

- We focus on family of constrained DSLs which model chains or pipelines of operations (similar to “fluent API” syntax)
- A compact implementation as a set of Python functions which bundle together DSL syntax description and code generation.
- We allow defining DSL-level functions as ad-hoc DSL extensions

Fluent API

- Fluent API:
 - Object oriented APIs based on method chaining
 - Popular due to higher readability of the source code
- Supported DSL syntax:
 - **Object** | **Op1** | **Op2** | **Op3** | ...
- Maps to GPLs/libs in data science, e.g. Pandas
 - wine.rename**(columns={"color_intensity": "ci"})
 - .assign**(color_filter=lambda x: np.where((x.h > 1), 1, 0))
 - .query**("alcohol > 14 and color_filter == 1")

Implementing DSL Operations

- Each DSL element implemented as a Python method
 - Python docs: specify DSL syntax + parameters
 - Python code: generating target code

```
gb_doc = """Grammar:
    group by $columns[$col] apply $aggregation
    aggregation := { min, max, sum, avg, mean, count }
Type:
    Operation
"""

@grammar(gb_doc)
def group_by(code, args):
    cols = list_to_string(args["columns"])
    return code + ".groupby({}).{}()".format(cols,
        args["aggregation"])
...
PandasCodeGenerator.register_function(group_by)
```

Instant DSL Extensions

- Example of a new DSL command:
 - Divide a column by another column in the dataframe

- Rule definition:

```
#$ div columns $col1 $col2 as $res = append column  
$col1 / $col2 as $res
```

- Rule usage (same file)

```
## on df | div columns df.totalRooms df.households as  
'roomsPerHousehold'
```

```
df.assign(**{'roomsPerHousehold': df.apply(lambda row:  
row.totalRooms / row.households, axis=1).values})
```

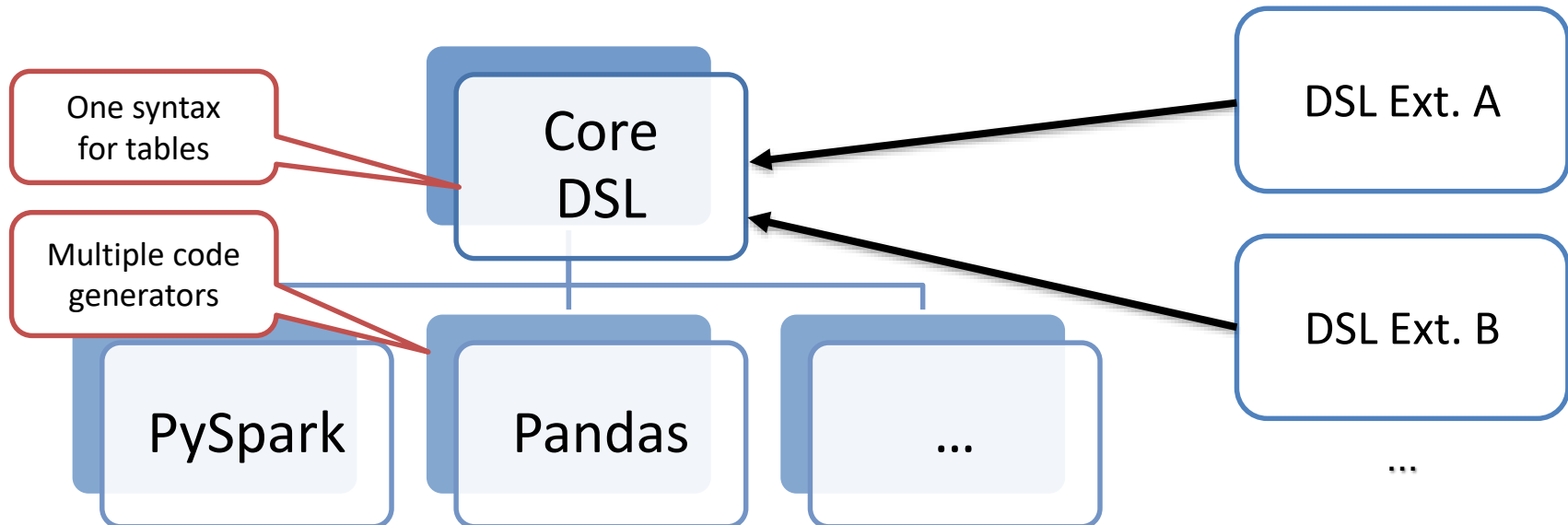
Proof of Concept: Data Science DSLs

One DSL, multiple targets

- DSL for dataframe operations (~ SQL)
- Targets: Pandas, Spark

Other DSLs:

- Visualization: seaborn
- Deep learning: Keras, TF



TOOL NLDSL: DEMO

Examples (PySpark) and Demo

```
## start_session named "Example"
```

```
spark = SparkSession.builder("Example").getOrCreate()
```

```
## df = load from '../data/cal_housing.data' as csv
```

```
df = spark.read.csv('../data/cal_housing.data')
```

```
## largeDelay = df | select_cols carrier, flight, arr_delay | select_rows  
"arr_delay" > 20
```

```
largeDelay = df.select(carrier, flight, arr_delay).filter( col("arr_delay") > 20)
```

```
## on largeDelay | show
```

```
largeDelay.show()
```

Tool Availability

- Online editor (Theia) at <http://129.206.61.41:3000/>
- Demo outline: <http://bit.ly/GPCEdemoNLDSL>
- NLDSL.lib for DSL implementations:
 - GitLab: <https://gitlab.com/Einhornstyle/nldsl>
 - Docs: <https://einhornstyle.gitlab.io/nldsl/>
 - PyPI package: <https://pypi.org/project/nldsl/>
 - `pip install nldsl`
- Coming soon: Visual Studio Code extension

Thank you.

QUESTIONS ARE WELCOME!

Contact:

Email: artur@uni-hd.de

WWW: pvs.ifi.uni-heidelberg.de

Web search: “PVS Heidelberg”